

---

# ACCESS TO OPPORTUNITY IN HOWARD COUNTY: **MAKING THE CASE FOR EQUITY**

*An overview of the Howard County Office of the Local Children's Board's report on equity and opportunity for young people and families in Howard County, Maryland*



HOWARD COUNTY OFFICE OF

**The Local Children's Board**

DEPARTMENT OF COMMUNITY RESOURCES AND SERVICES



## About the LCB Equity Committee

---

In 2018, the LCB convened an Equity Committee to develop a baseline report to tell the story of opportunity, across race, ethnicity and income levels in Howard County.

This report will be used to draw public and agency attention to the equity and opportunity gaps in Howard County.

## Purpose of *Making the Case for Equity*

---

- The report represents a commitment from partners across multiple sectors to closely examine data, policies, and practices that result in inequities for children and families in Howard County.
- *Making the Case for Equity* highlights inequities that often go unseen as a result of Howard County's overall affluence and success.
- It is intended to catalyze conversations about equity and opportunity in Howard County and to support ongoing efforts to address inequitable outcomes for young people and families.

---

# Findings From Community Conversations

---

## Findings From Community Conversations: Barriers

---

- **Financial Challenges:** lack of affordable housing/high cost of rent, shortage of relief/assistance unless one is very poor, perception that the county is for wealthy families
- **Access to Transportation/Technology:** limited public transportation, challenges regarding at-home internet access and personal computing
- **Limited Access to Programs:** cost, availability, and location of afterschool, summer, and other enrichment programs for young people limit accessibility

## Findings From Community Conversations: Potential Solutions

---

- Affordable Support Programs and Resources For Youth and Families
- Greater Inclusivity and Support for Communities with Diverse Languages and Cultures
- Improved Public Transportation

---

By the Numbers:  
Inequitable Outcomes  
for Youth and Families

---

## By the Numbers: Report Measures

---

*Making the Case for Equity* presents data that align with desired outcomes that the Local Children's Board has identified as priorities, both for its efforts focused specifically on equity and for its broader work.

- **Families Have Access to Opportunity**
- **Youth Will Succeed in School**
- **Youth Will Make Healthy Choices**
- **Youth Will Succeed in Life**



## By the Numbers: Example Findings

---

- Youth of color in Howard County, are more likely than their white peers to experience negative outcomes and less likely to benefit from opportunities.
- Relative to white youth in Howard County, Black/African American youth are more than 5.75 times more likely to be suspended from school.
- Hispanic/Latino youth are 3.24 times more likely than white youth to live in poverty.

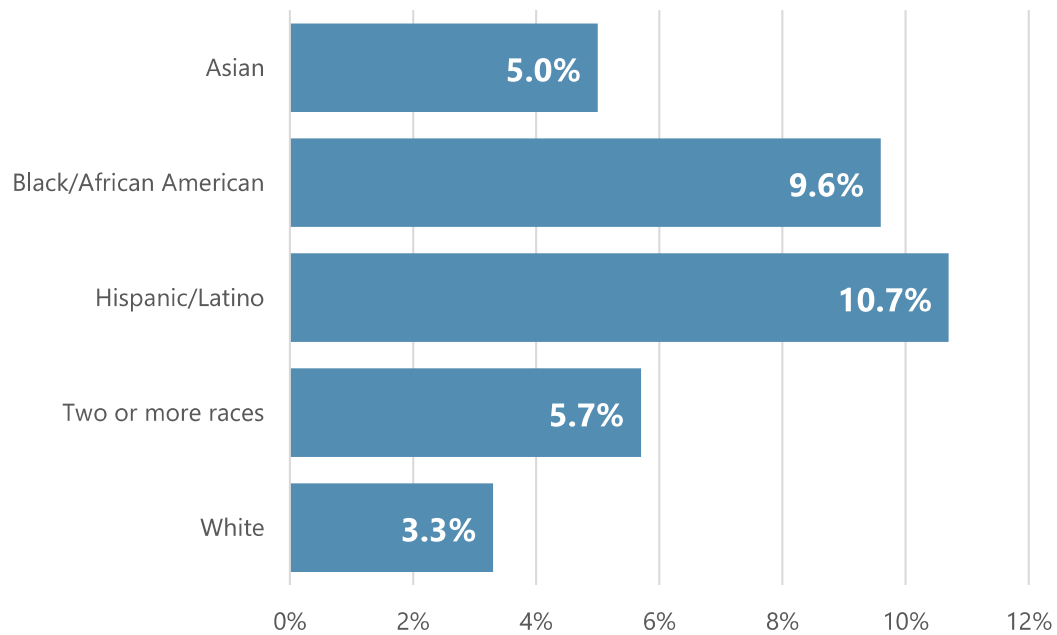
# By the Numbers: Families Have Access to Opportunity

Howard County WIC Participation Rates, By Race (Total Participants)

Race/Ethnicity	2014	2015	2016	2017	2018
Hispanic/Latino	1,296	1,344	1,398	1,379	1,329
Asian	524	504	506	484	497
Black/African American	1,475	1,411	1,491	1,549	1,552
White	1,761	1,800	1,816	1,754	1,680
Multiple	151	184	165	151	140
<b>All</b>	<b>3,947</b>	<b>3,938</b>	<b>4,014</b>	<b>3,967</b>	<b>3,893</b>

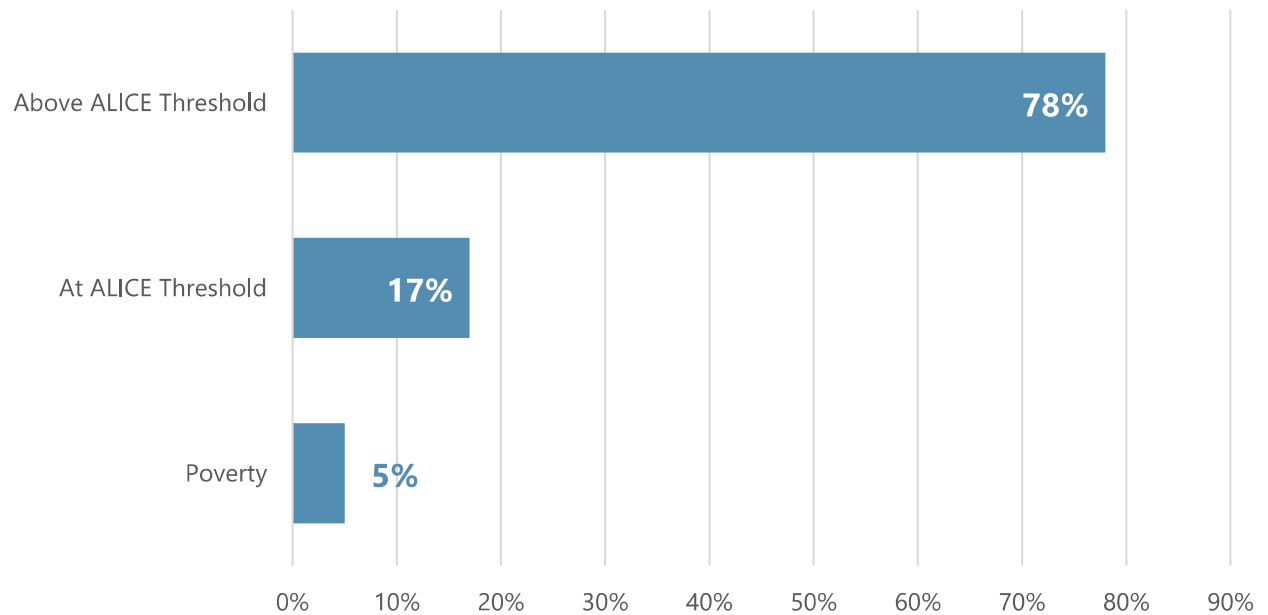
# By the Numbers: Families Have Access to Opportunity

**Percentage of Families Living Below Poverty Line, By Race (2017)**



# By the Numbers: Families Have Access to Opportunity

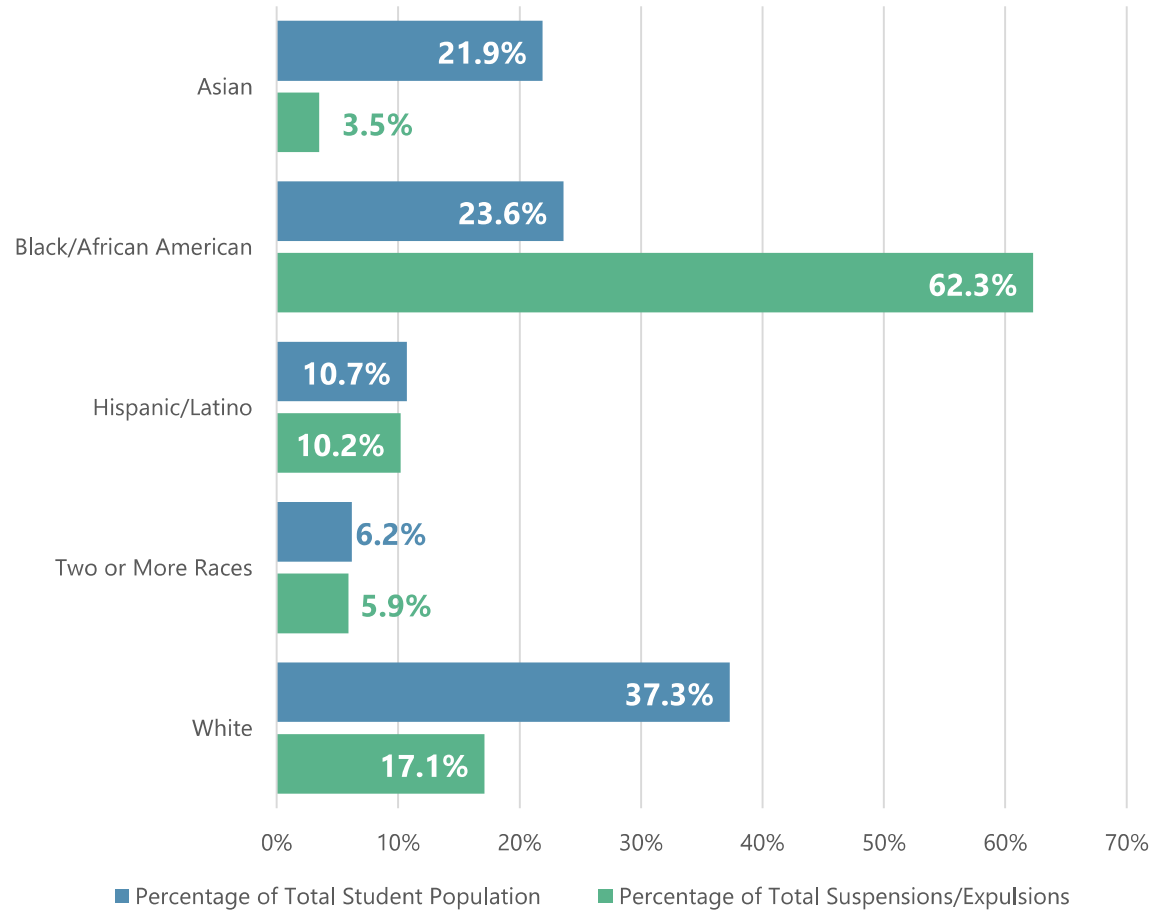
Percentage of Families Living at or Below ALICE Threshold (2014)



*\*ALICE stands for asset-limited and income constrained (despite being employed). To live at the ALICE threshold in Howard County, a family of four must make at least \$75,000 a year.*

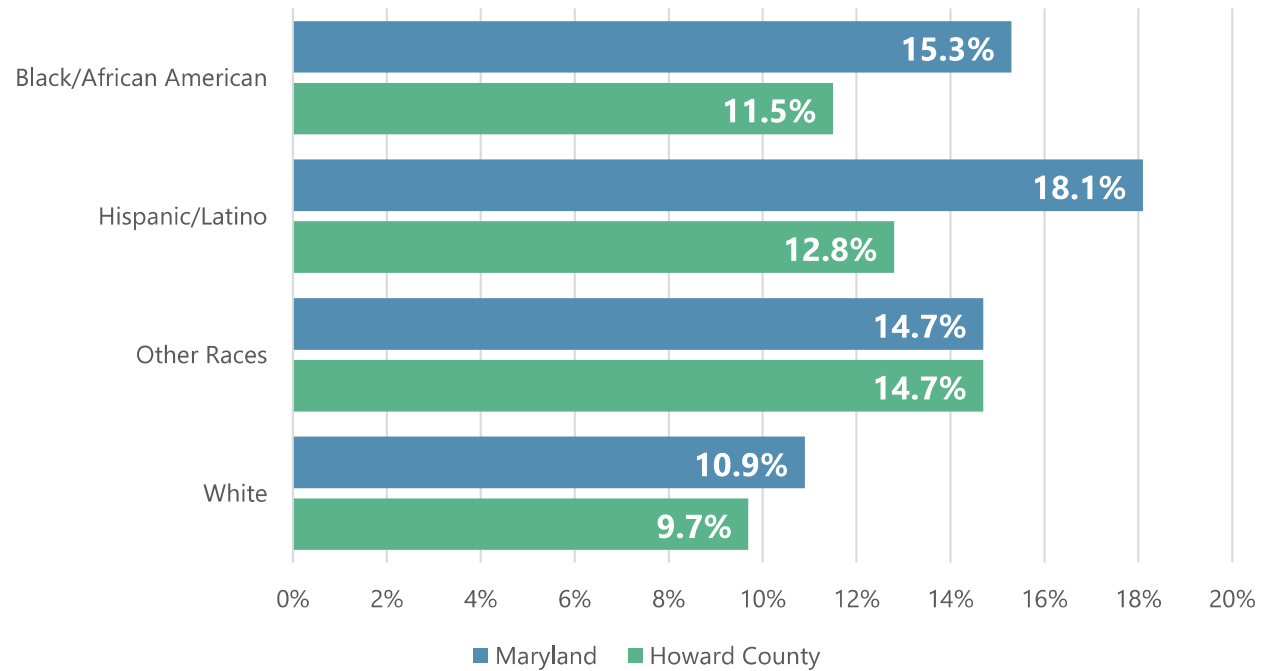
# By the Numbers: Youth Will Succeed in School

Percentage of Total Suspensions/Expulsions, by Race (2016-17)



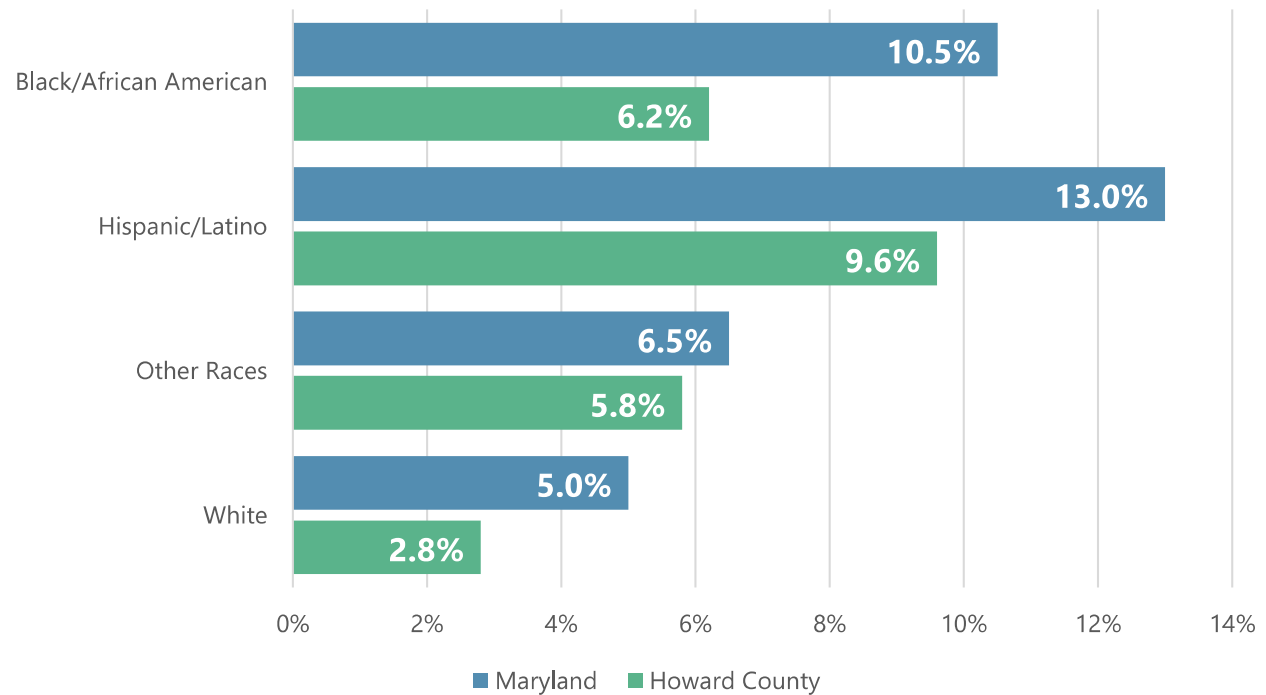
# By the Numbers: Youth Will Make Healthy Choices

Percentage of Students Who Ever Made a Plan About How They Would Kill Themselves, Middle School, by Race (2016)



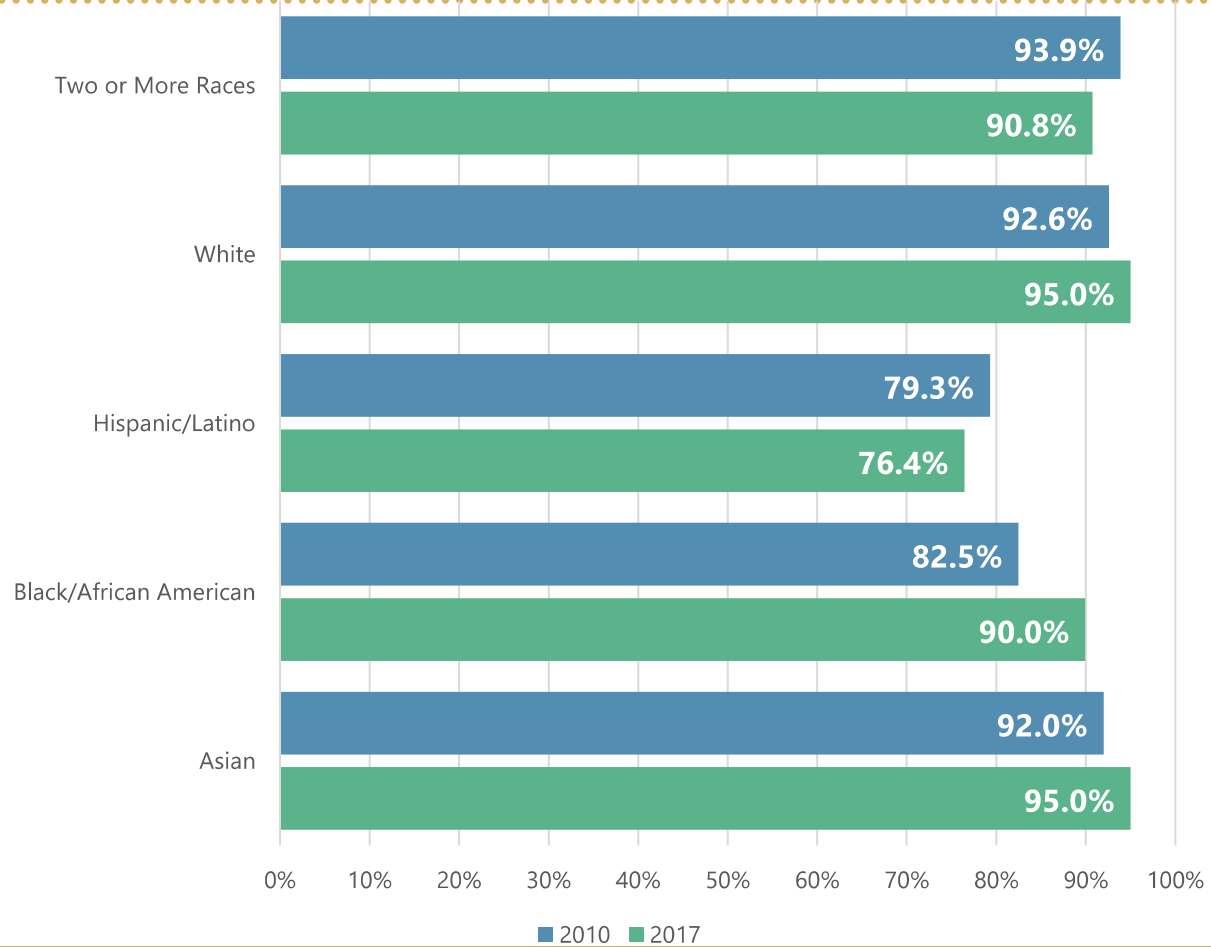
# By the Numbers: Youth Will Make Healthy Choices

Percentage of Students Who Ever Tried to Kill Themselves, by Race—Middle School (2016)



# By the Numbers: Youth Will Succeed in Life

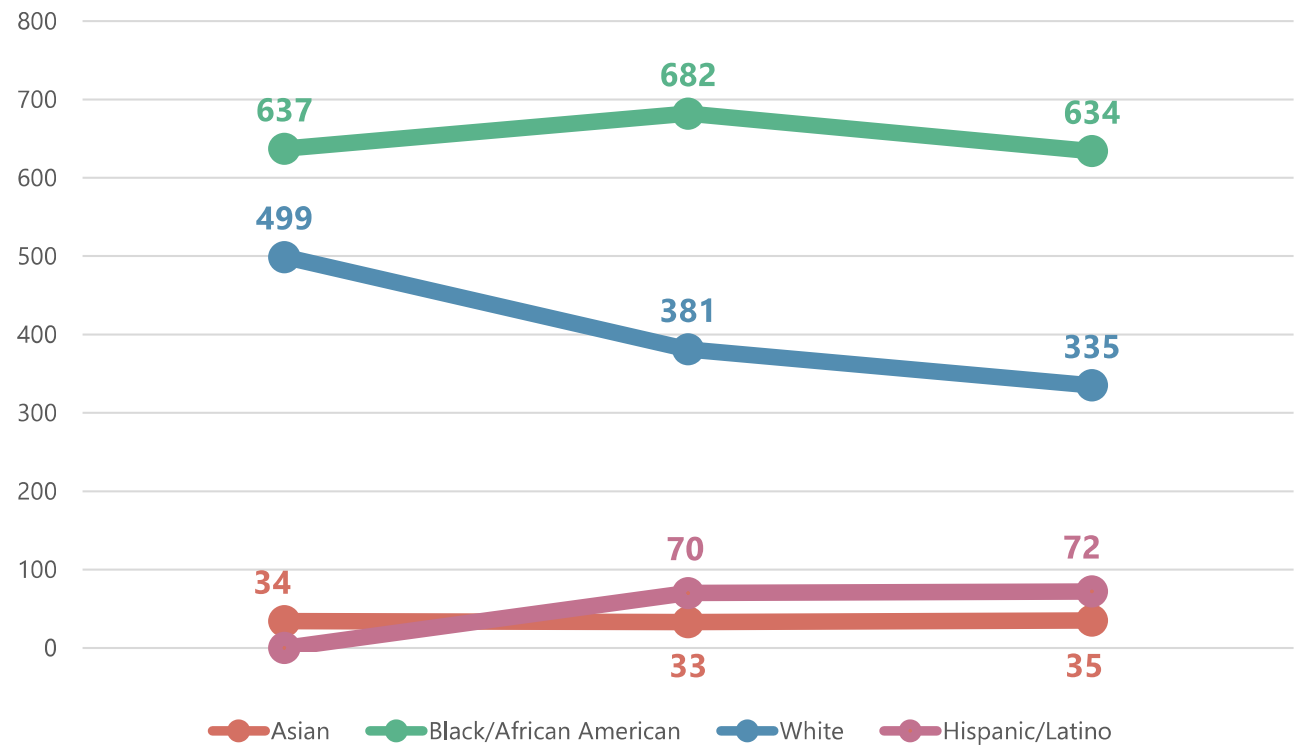
High School Graduation Rates, By Race





# By the Numbers: Youth Will Succeed in Life

Count of Juvenile Arrests, by Race



---

# A Countywide Call to Action Regarding Equity and Opportunity

---

## A Countywide Call to Action: Short-Term Priorities

---

- Focus on Coordinating Efforts and Sharing Information
- Undertake Efforts to Enhance Equity-focused Training and Education

## A Countywide Call to Action: Long-Term Priorities

---

- Commit to Identifying Equity Focus Areas for Policy Analysis and Development
- Engage in Effective Equity Work, Policy Development and Implementation
- Establish Concrete Timelines for Reaching Specific Equity-Related Milestones

---

# Next Steps

---

## Contact Information

---

**Kim Eisenreich**, Administrator, Office of the Local Children's Board  
Department of Community Resources and Services  
Howard County Government  
983 Patuxent Woods Drive Columbia, Maryland 21046

<https://www.howardcountymd.gov/Departments/Community-Resources-and-Services>

[kaeisenreich@howardcountymd.gov](mailto:kaeisenreich@howardcountymd.gov) | 410-313-6400

If you need this information in an alternate format, contact Maryland Access Point of Howard County at 410-313-1234 (voice/relay) or [map@howardcountymd.gov](mailto:map@howardcountymd.gov).